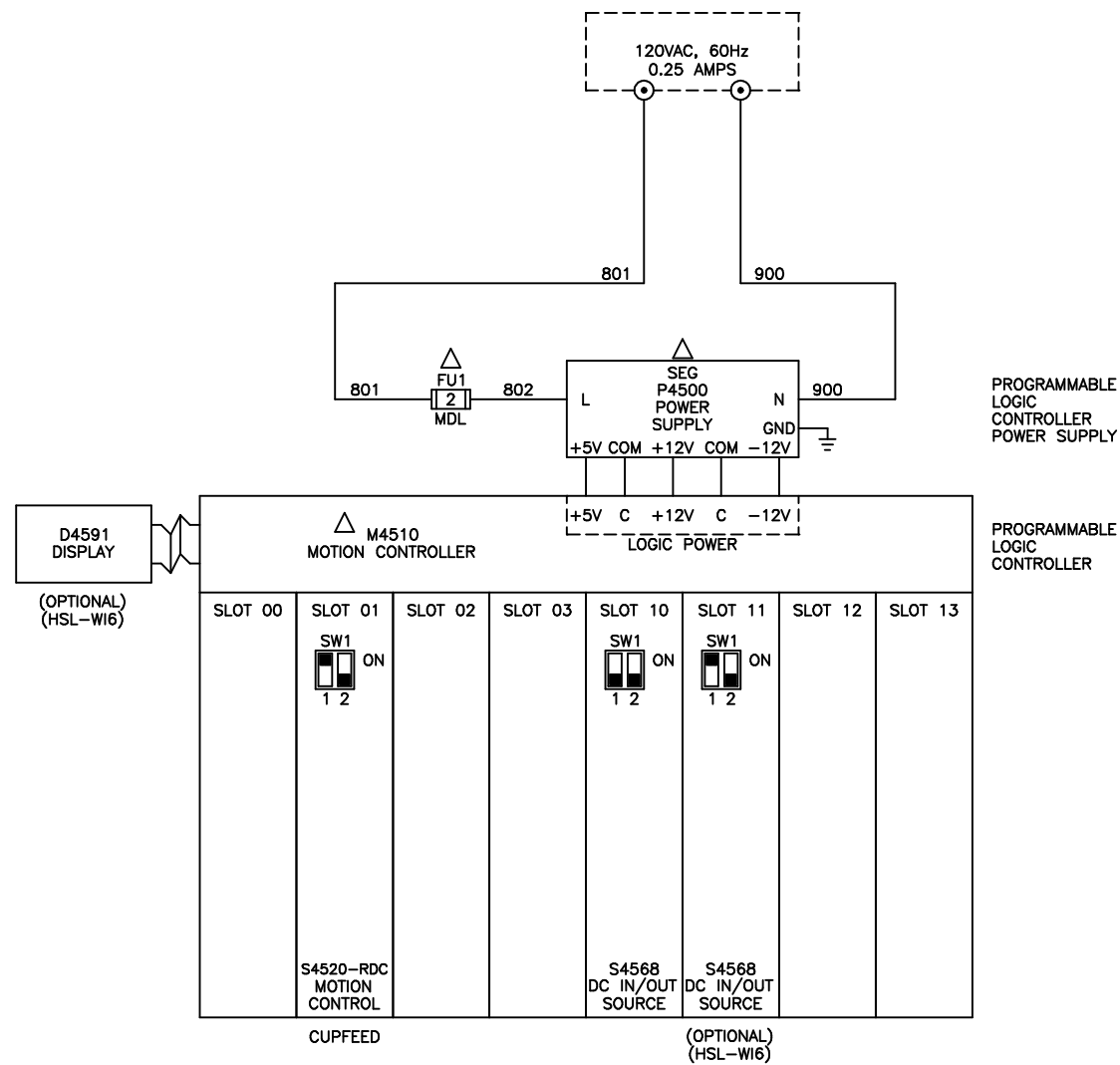
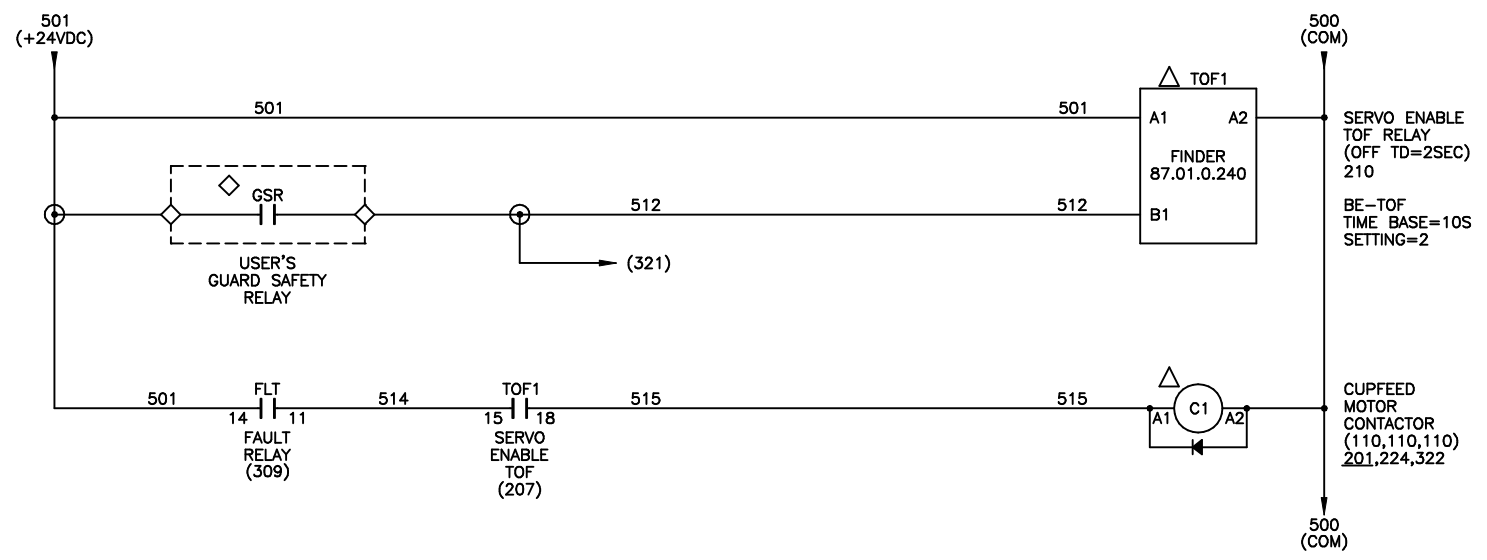
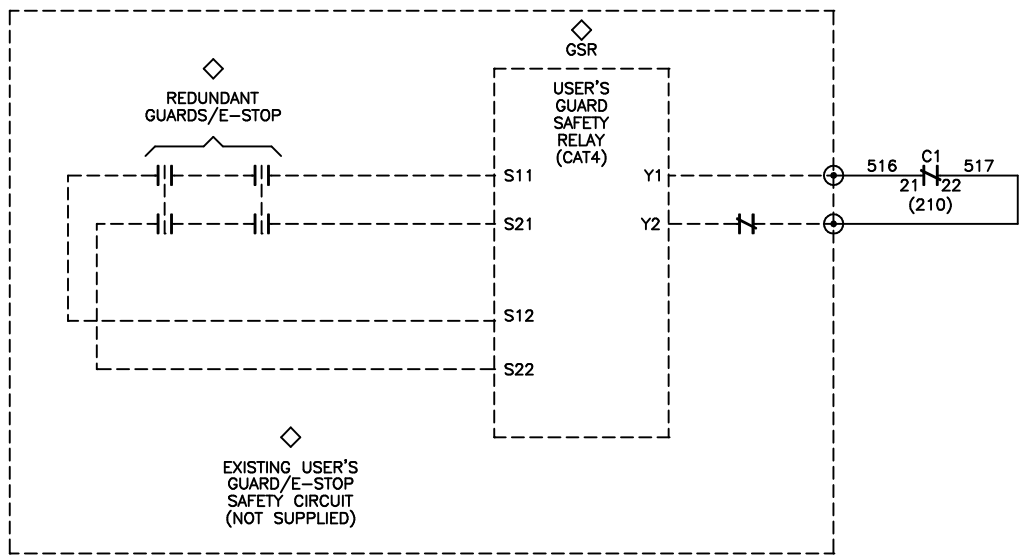


● CUPFEED SERVO MOTOR  
AKM22E

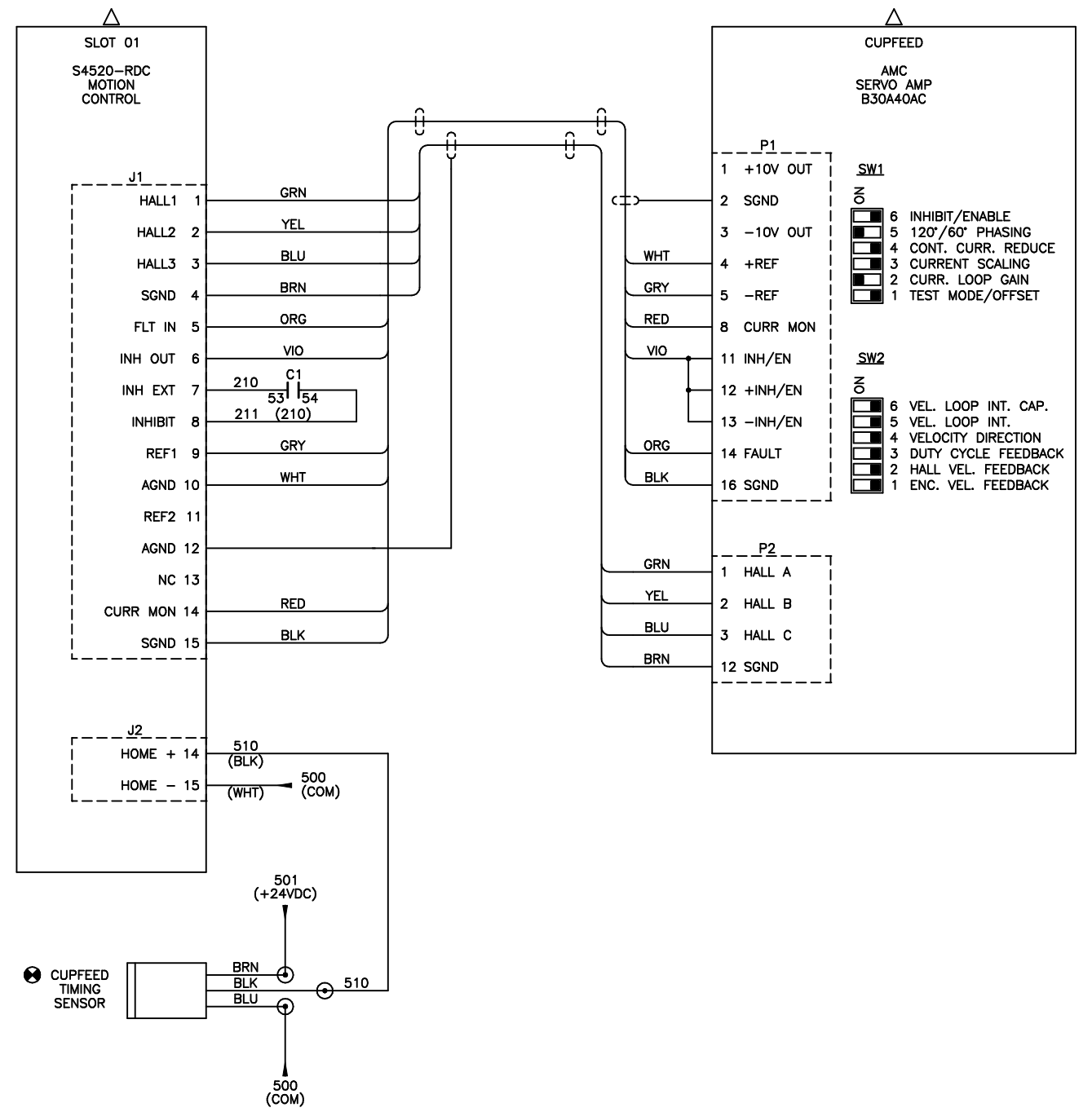


CONFIDENTIAL This document is the property of Systems Engineering Associates, Inc. The information contained herein is confidential and is not to be reproduced, copied or disclosed to others. Drawing to be returned upon request.	<b>SYSTEMS ENGINEERING ASSOCIATES, INC.</b> ARVADA, COLORADO		
	SCALE:	APPROVED:	DRAWN BY: MDD
	DATE: 4-7-15		REVISED:
	RAGSDALE B/M CUPFEED RETROFIT ELECTRICAL CONTROL SCHEMATIC		WO#
	SYSTEMS ELECTRONICS GROUP		PT#
			DRAWING NUMBER 14-4231-10

200  
201  
202  
203  
204  
205  
206  
207  
208  
209  
210  
211  
212  
213  
214  
215  
216  
217  
218  
219



220  
221  
222  
223  
224  
225  
226  
227  
228  
229  
230  
231  
232  
233  
234  
235  
236  
237  
238  
239



CONFIDENTIAL  
This document is the property of Systems Engineering Assoc. Inc. The information contained herein is confidential and not to be reproduced, copied or disclosed to others. Drawing to be returned upon request.

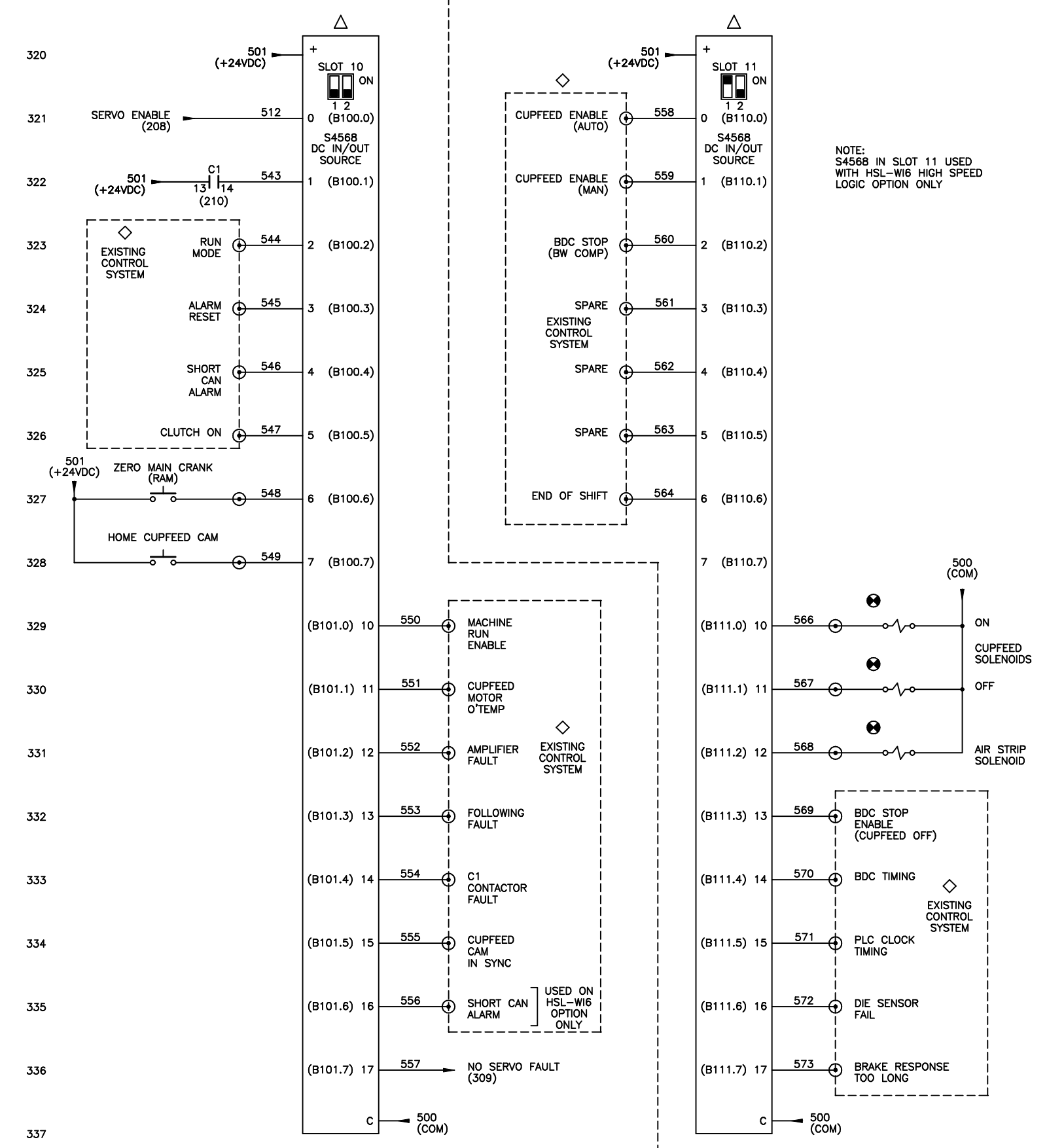
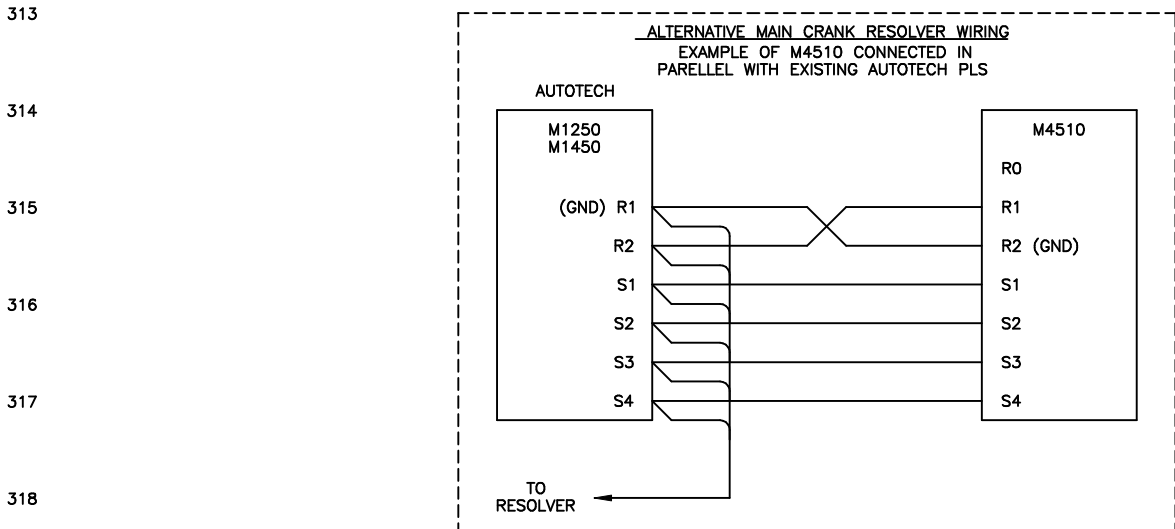
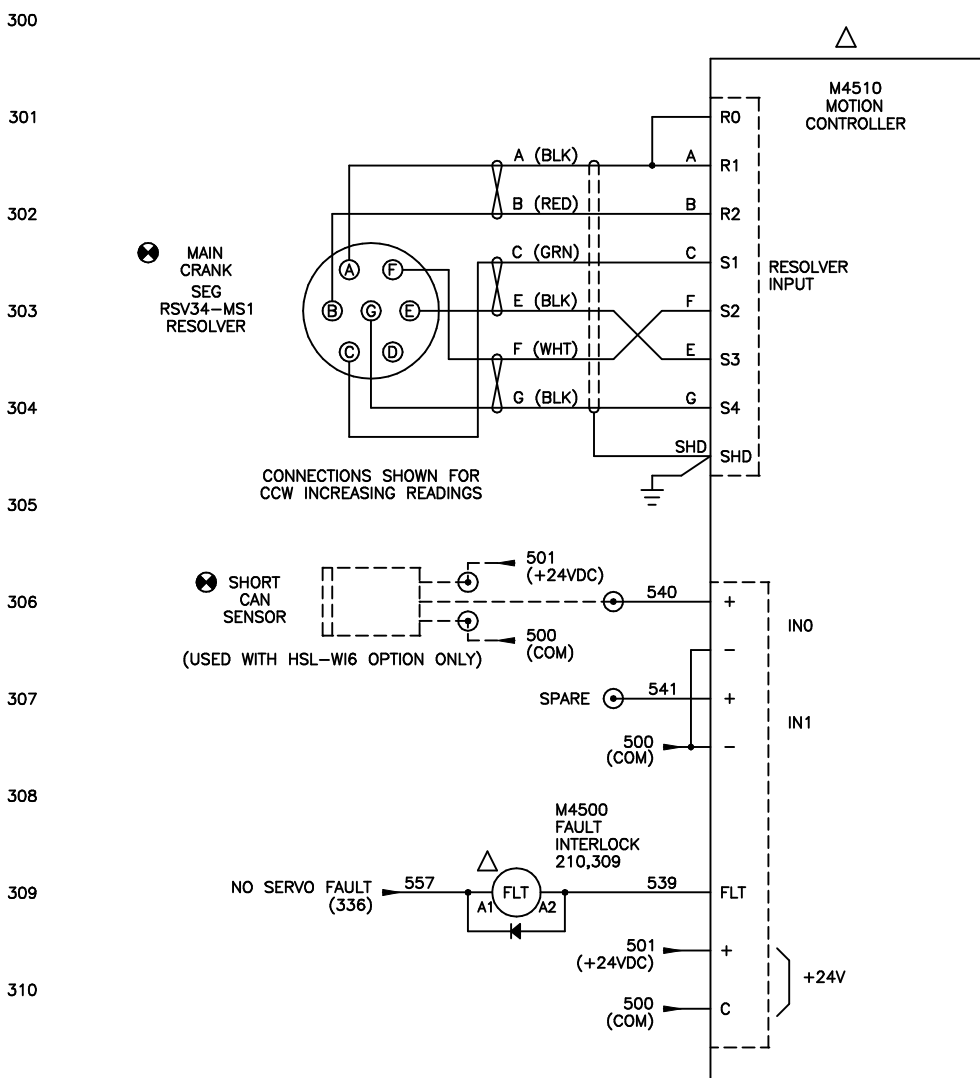
SYSTEMS ENGINEERING ASSOCIATES, INC.  
ARVADA, COLORADO

SCALE: \_\_\_\_\_ APPROVED: \_\_\_\_\_  
DATE: 4-7-15

RAGSDALE B/M CUPFEED RETROFIT ELECTRICAL CONTROL SCHEMATIC

SYSTEMS ELECTRONICS GROUP

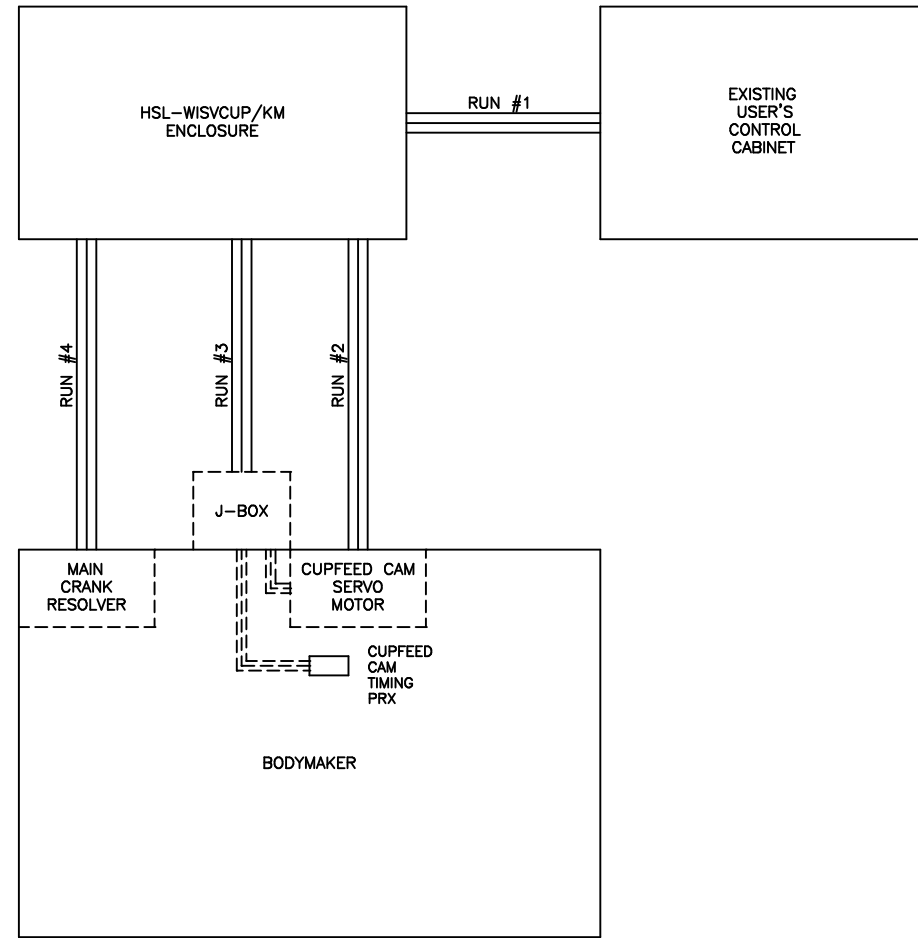
DRAWN BY: MDD  
REVISED: \_\_\_\_\_  
WO# \_\_\_\_\_  
PT# \_\_\_\_\_  
DRAWING NUMBER 14-4231-10



**CONFIDENTIAL**  
This document is the property of Systems Engineering Associates, Inc. The information contained herein is confidential and is not to be reproduced, copied or disclosed to others. Drawing to be returned upon request.

**SYSTEMS ENGINEERING ASSOCIATES, INC.**  
ARVADA, COLORADO

SCALE:	APPROVED:	DRAWN BY: MDD
DATE: 4-7-15	REVISD:	WO#
RAGSDALE B/M CUPFEED RETROFIT ELECTRICAL CONTROL SCHEMATIC		PT#
SYSTEMS ELECTRONICS GROUP		DRAWING NUMBER 14-4231-10



WIRE LIST					
RUN NO.	LOCATION	WIRE SIZE	COLOR	QTY.	WIRE NUMBER
1	HSL-WISVCUP TO EXISTING CONTROLS	#14	GREEN	1	GND
			WHITE	1	900
			RED	1	801
			WHITE/BLUE	1	500
			BLUE	4	501, 512, 516, 517
			YELLOW	2	FLT1, FLT2
		#16	BLACK	2	1X1, 1X2
2	SERVO	#14	4 COND. CBL	1	BLU, PNK, ORG, GRN/YLW
3	HSL-WISVCUP TO MACHINE	#18	3 COND. SHD	1	500, 501, 510
			8 COND. SHD	1	BLK/WHT, RED/WHT, BLU, YEL, RED, BLK, ORG, ORG/WHT
4	RESOLVER	#18	3 TW PR. SHD	1	(RED/BLK) (GRN/BLK) (WHT/BLK)

CONFIDENTIAL This document is the property of Systems Engineering Assoc. Inc. The information contained herein is confidential and not to be reproduced, copied or disclosed to others. Drawing to be returned upon request.	SYSTEMS ENGINEERING ASSOCIATES, INC. ARVADA, COLORADO		
	SCALE:	APPROVED:	DRAWN BY: MDD
	DATE: 4-7-15		REVISED:
	RAGSDALE B/M CUPFEED RETROFIT WIRING DIAGRAM		WO#
SYSTEMS ELECTRONICS GROUP		PT#	
		DRAWING NUMBER	
		14-4231-11	

